

GPS Dielectric Antenna

- GPS Dielectric Antenna
- 2.5 dB Gain
- Low V.S.W.R
- Wide temperature range
- High Quality

ADA-18182 is an easy design in ceramic Dielectric GPS Antenna with Silver Electrode Antenna pattern.

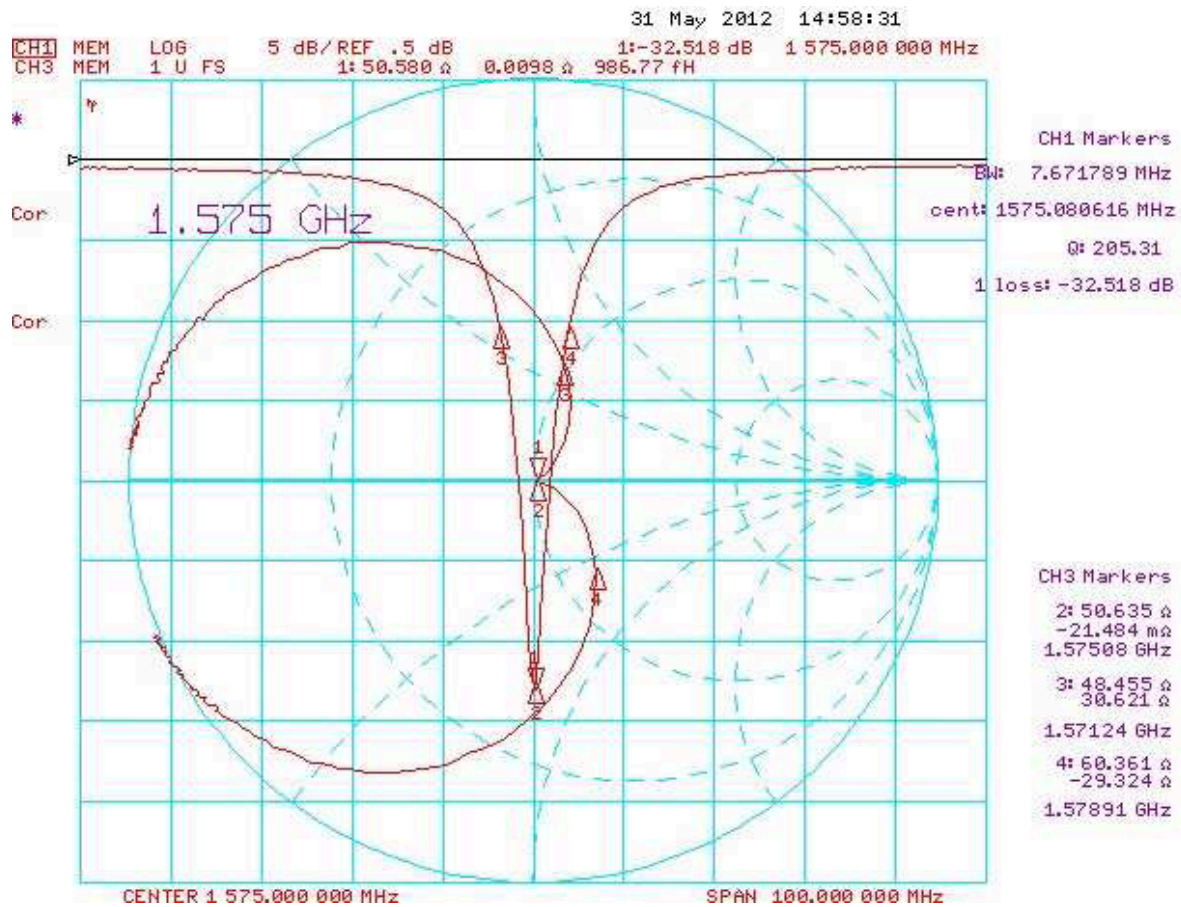


RoHS

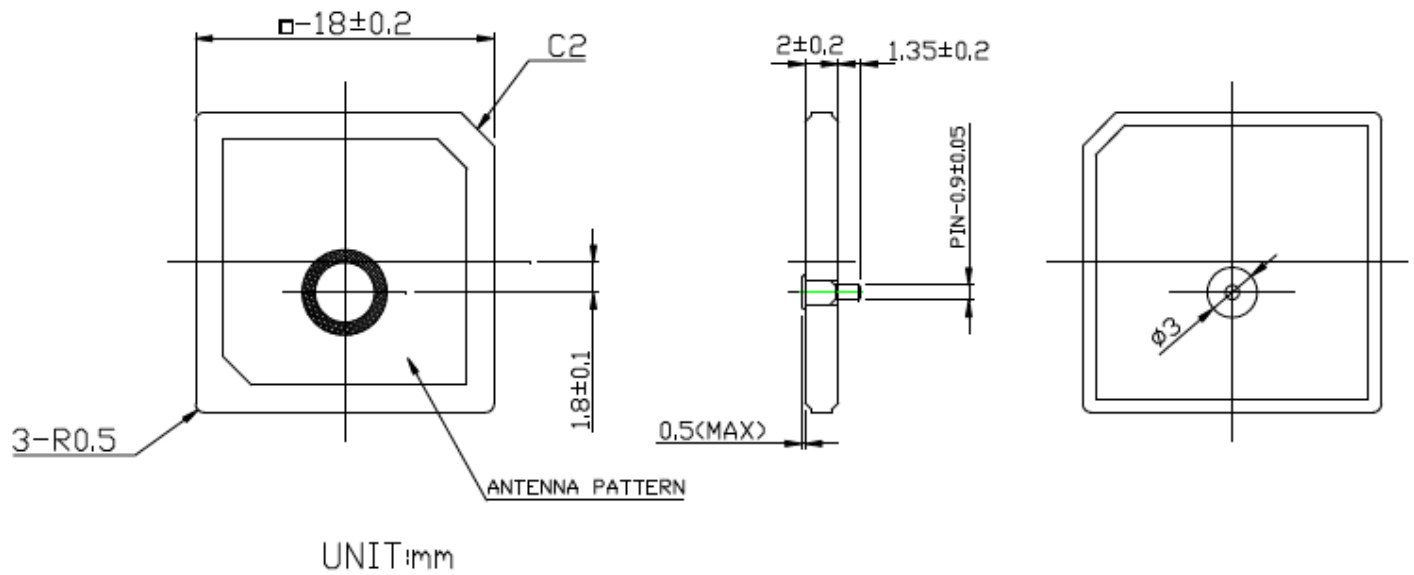
Specification

Category	Overall performance
Receiving Frequency	1572.42MHz \pm 1.023MHz
Center Frequency	1575MHz \pm 3MHz
Bandwith	6.0MHz
VSWR	1.5 Max
Gain @ Zenith	-2.5dB Typ.
Axel Ratio	3dB
Polarization	R.H.C.P.
Output Impedance	50 Ω
	Environmental Conditions
Operating Temperature	-40 — +105°C
Storage Temperature	-40 — +105°C
Soldering Temperature	+400°C for max 6 seconds
Dimensions	18 x 18 \pm 0.2 mm x 2 \pm 0.2 mm

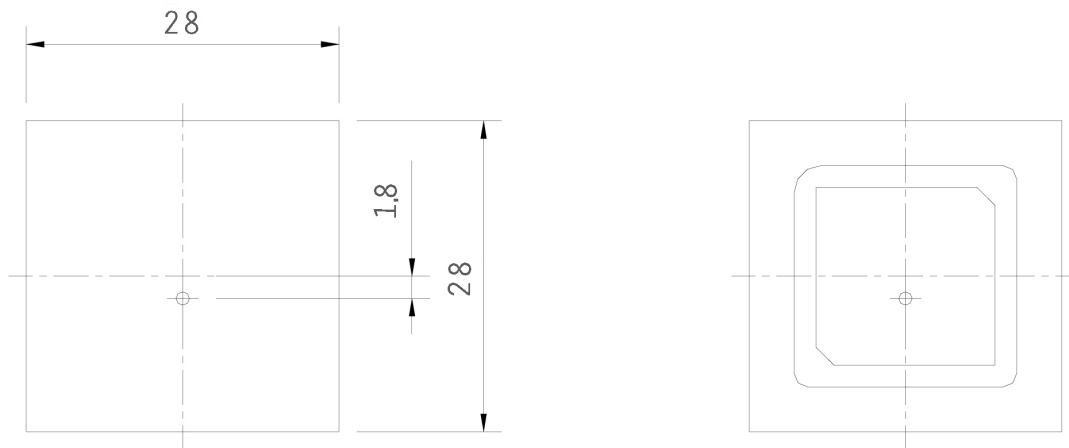
Dielectric Antenna Electrical Characteristics



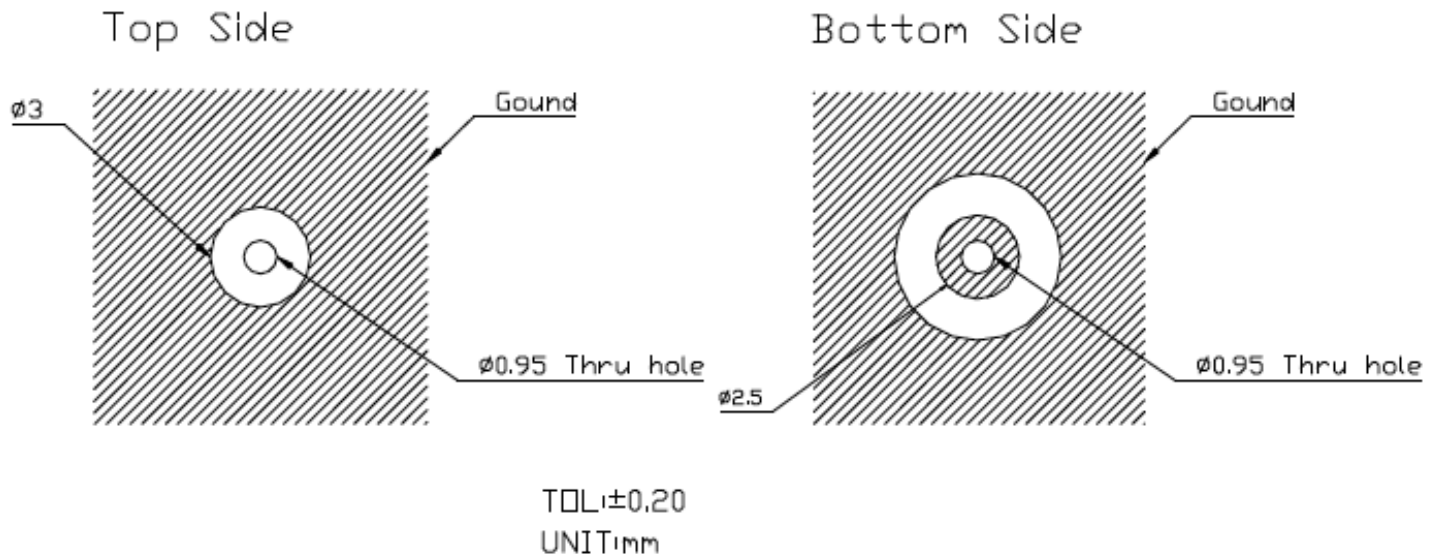
Antenna Dimensions



PCB Layout



Ground Plane Dimensions



Ordering codes

TYPE	Description	Comment
ADA-18182	GPS Patch Antenna	1575MHz

For the latest updates, visit our Web site: www.adactus.se

Disclaimer

Information furnished is believed to be accurate and reliable. However, Adactus assumes no responsibility for the consequences of use of such information nor for any infringement of patents or other rights of third parties which may result from its use. Adactus reserves the right to make changes without further notice to any product herein to improve reliability, function or design. Adactus does not assume any liability arising out of the application or use of any product described herein.

This publication supersedes and replaces all information previously supplied. Adactus products are not authorised as critical components in life support devices or systems.