
Dual MIMO Multiband Antenna

- MIMO LTE + MIMO WIFI 2.4/5-5.8 + GPS/GNSS + TETRA + CDMA/LTE 450
- IP67 and ESD Protection
- BLACK or WHITE HOUSING
- MULTI FLEXIBLE configuration with up to 5 cables

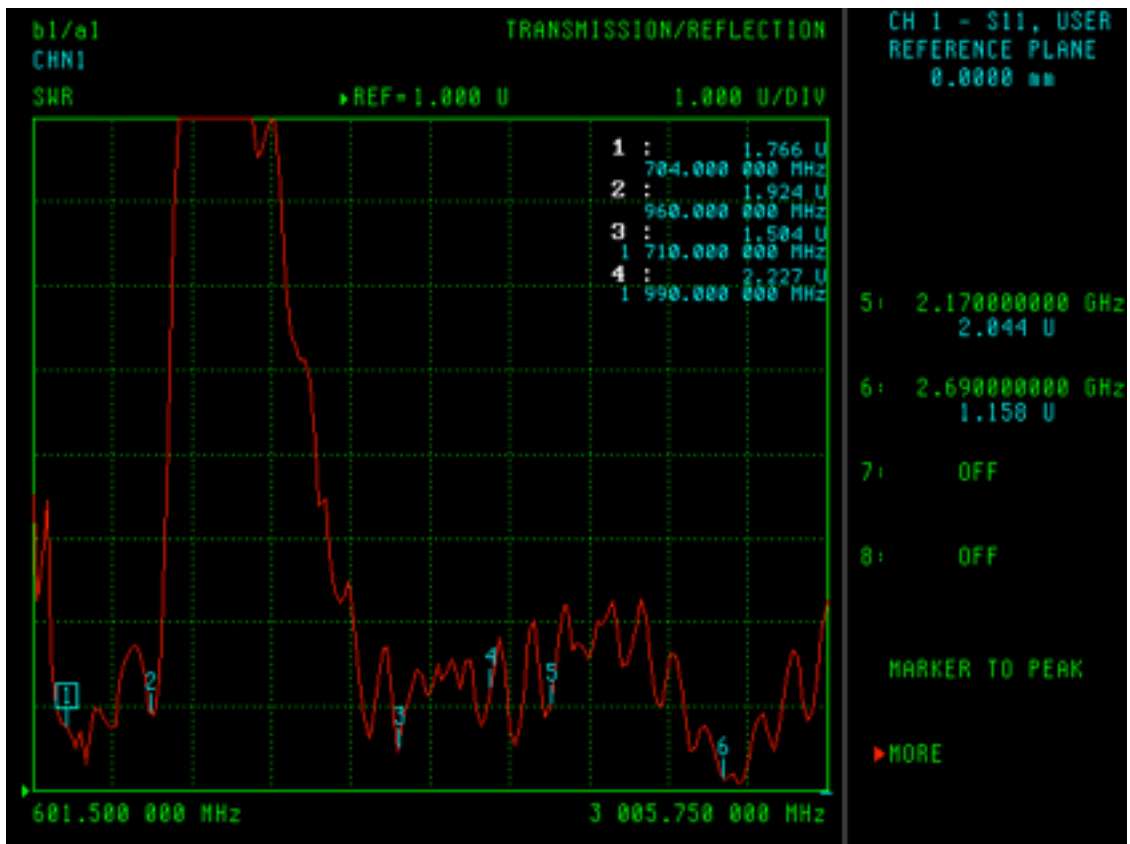
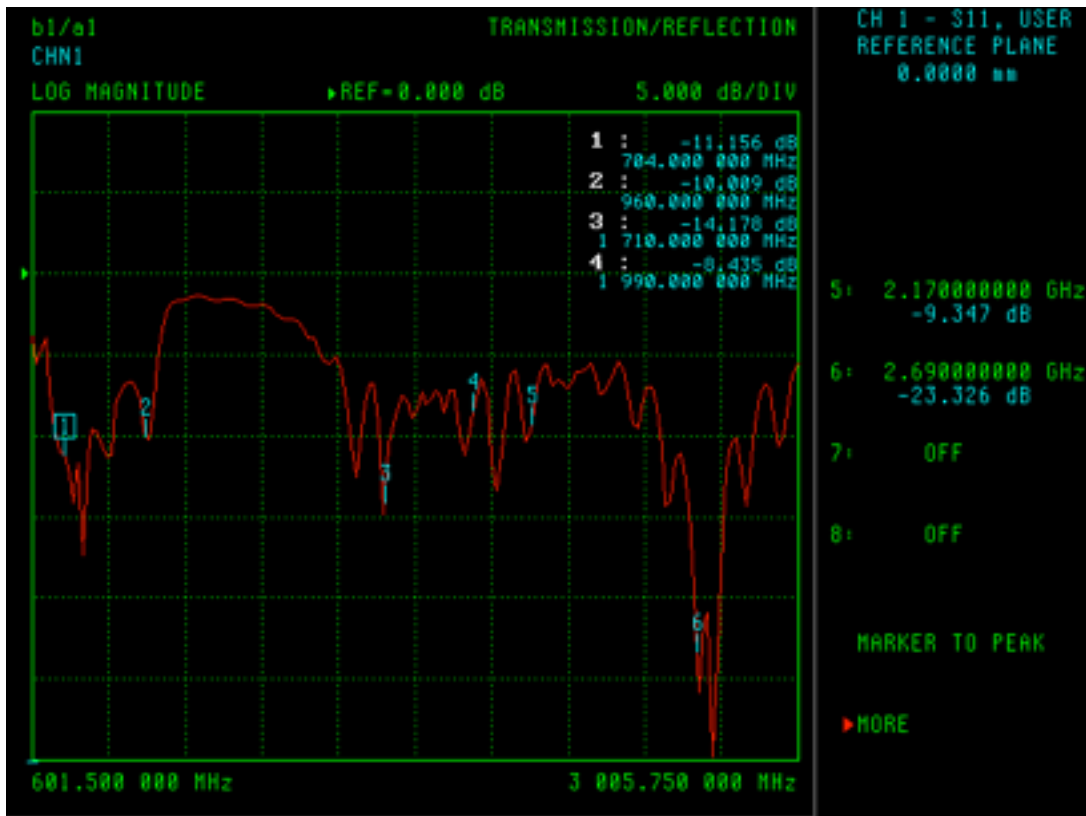


Specification:

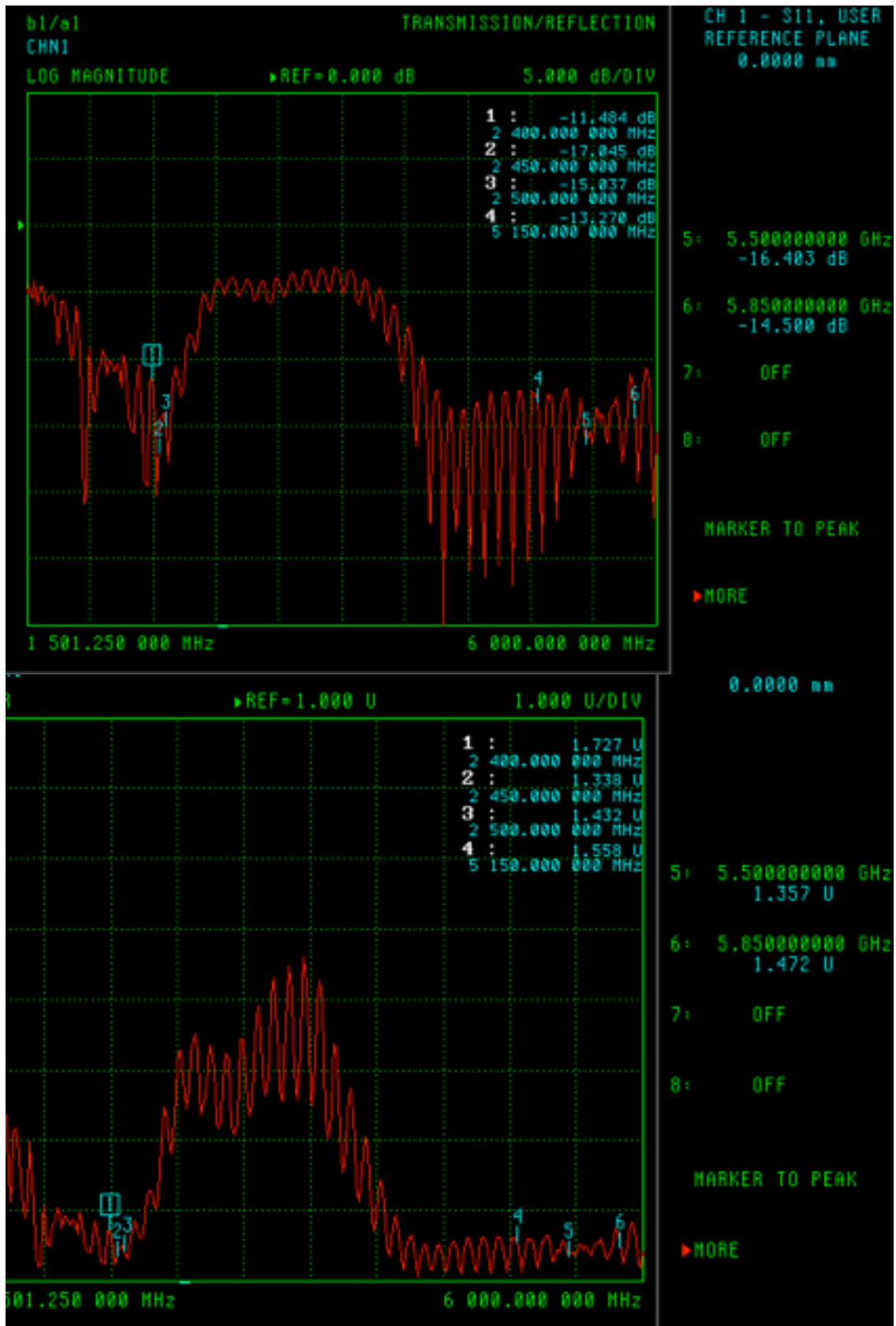
Category	GPS/GNSS Antenna	LTE Antenna
Frequency	1575.42MHz (L1, GPS) 1602MHz (GLONASS)	704~960 MHz,1710~2690 MHz
Gain	27dB @ 3V	6.9dBi@700~960MHz(1m Cable) 4.0dBi@1710~2170MHz(1m Cable) 2.7dBi@2300~2690MHz(1m Cable)
V.S.W.R	≤ 1.5	<2.2
Noise Figure	1.2 Max	-
Band Width	43MHz @ S11≤-10dB	256MHz for frequency of 704-960MHz 460MHz for frequency of 1710- 2170MHz 100MHz for frequency of 2400-2500MHz 700MHz for frequency of 5150-5850MHz
Impedance	50 Ohm	50 Ohm
Cable/Connector	1m RG-174 Cable- SMA(P)	1m RG-58 Cable-SMA(P)
Polarization	R.H.C.P	Linear
Power supply	3.0 ~ 5.5V DC	-
Power Consumption	6.1~13mA	-
Power Handling Capacity	-	10W
Operation Temperature	-45degC to +80degC	
Category	2.4G~2.5G	5.1G~5.8G
Frequency	2400~2500MHz	5100~5850MHz
Gain	3.9dBi (1m Cable)	3.3dBi (1m Cable)
V.S.W.R	≤ 1.7	≤ 1.55
Cable/Connector	1M RG-58 Cable-SMA(P)	1M RG-58 Cable-SMA(P)
Polarization	Linear	Linear
Operation Temperature	-40degC to +80degC	

Category	TETRA
Frequency	380Mhz~430MHz
V.S.W.R	≤ 2.2
Cable/Connector	20Cm RG-174 Cable-SMA(P)
Polarization	Linear
Dimension	110mm(Dia.) x 40mm(H)
Operation Temperature	-40degC to +80degC
Storage Temperature	-45degC to +100degC

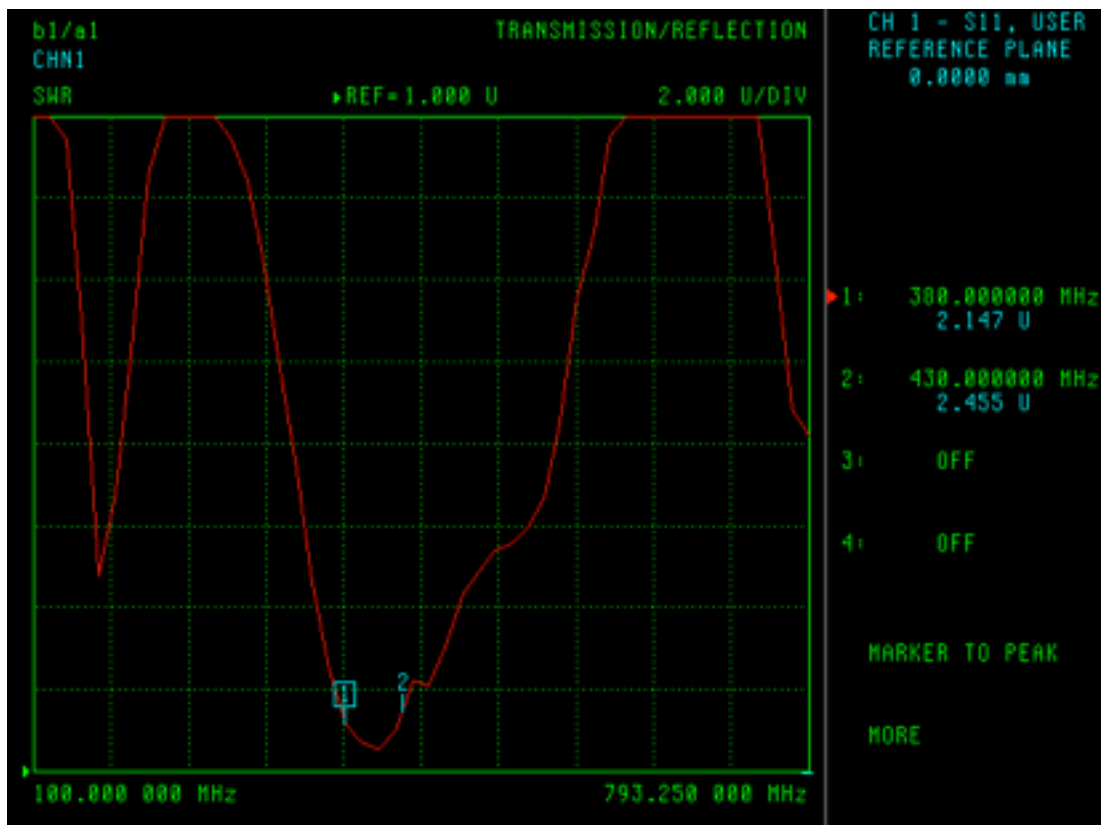
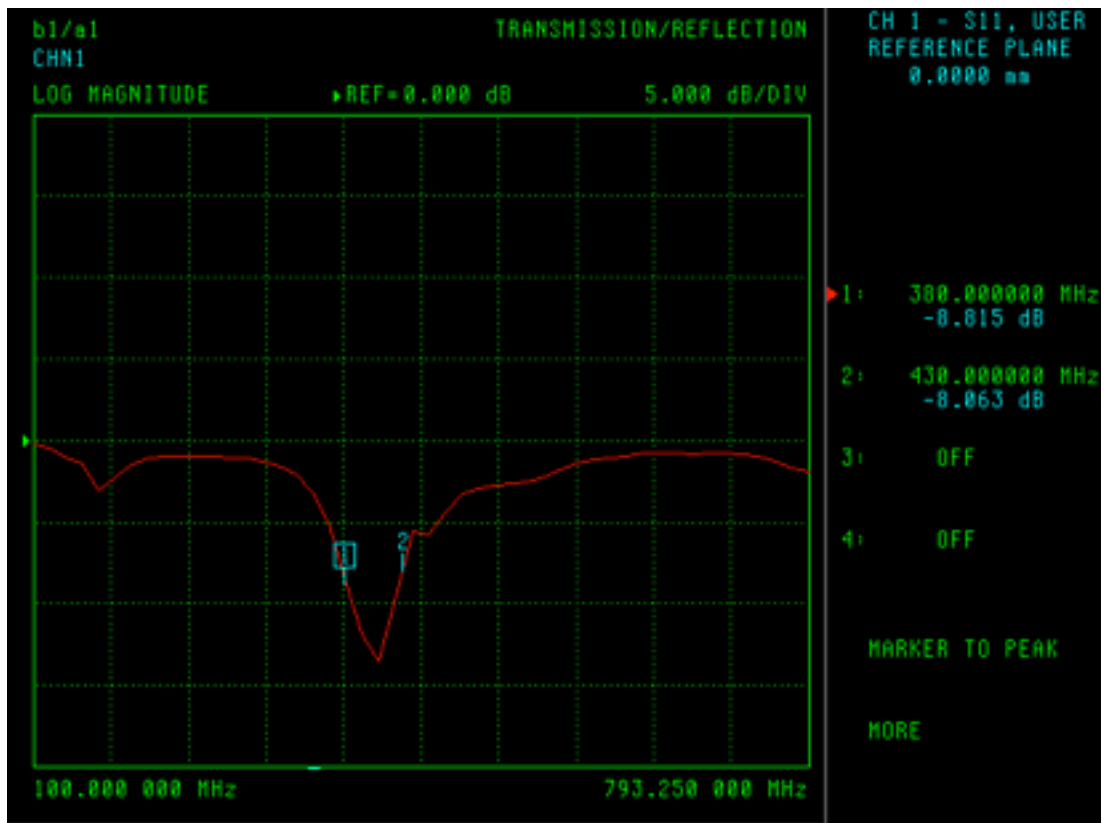
LTE Return Loss & VSWR:



2.4G+5G Return Loss & VSWR:



Tetra Return Loss & WSWR:





LTE 3D Gain@1M RG-58:

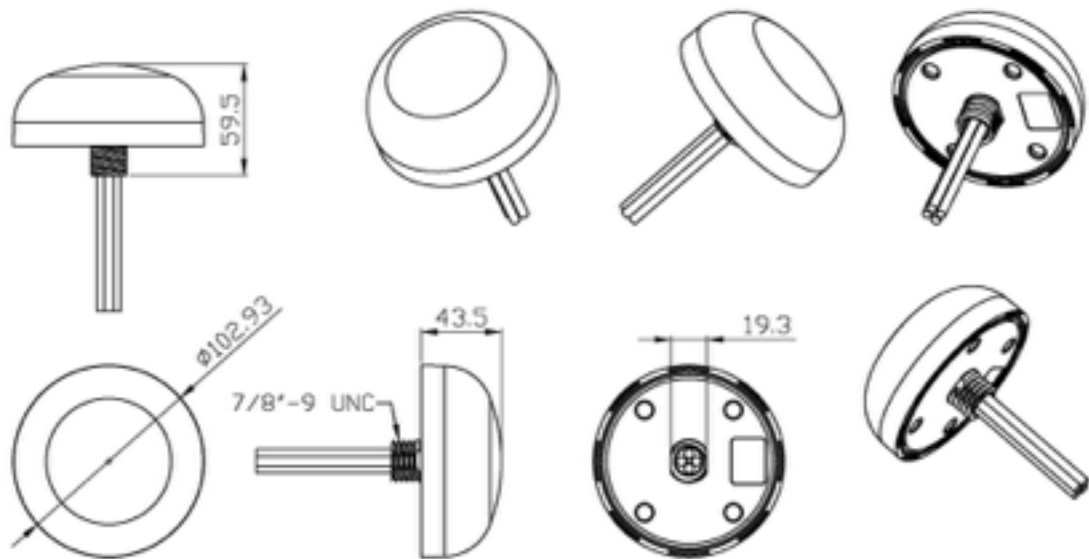
Frequency (MHz)	704	734	756	768	787	824	868	880	915
Efficiency (%)	35.44	78.61	82.65	77.2	74.71	56.01	39.87	44.63	67.09
Gain (dBi)	1.37	6.9	6.03	7.16	5.38	5.82	1.76	1.56	3.87
Average Gain (dB)	-4.51	-1.05	-0.83	-1.12	-1.27	-2.52	-3.99	-3.5	-1.73

Frequency (MHz)	960	1710	1785	1805	1850	1880	1920	1990	2110
Efficiency (%)	54.35	46.22	52.41	52.67	51.03	48.7	56.13	49.5	37.05
Gain (dBi)	4.31	3.03	2.54	3.58	2.09	4.07	2.29	3.46	0.66
Average Gain (dB)	-2.65	-3.35	-2.81	-2.78	-2.92	-3.13	-2.51	-3.05	-4.31

Frequency (MHz)	2140	2170	2300	2400	2500	2570	2620	2690
Efficiency (%)	49.46	42.08	45.76	38.58	44.42	51.73	47.2	56.09
Gain (dBi)	1.48	1.86	1.85	0.37	0.72	1.51	1.66	2.78
Average Gain (dB)	-3.06	-3.76	-3.4	-4.14	-3.52	-2.86	-3.26	-2.51

WLAN (2.4G+5G) 3D Gain@ 1M RG-58:

Frequency (MHz)	2400	2450	2500	5150	5250	5350	5500	5650	5750	5850
Efficiency (%)	45.1 7	50.6 4	49.9 1	25.6 7	34.8	29.7 9	38.1 2	37.1 8	37.6 7	46.2
Gain (dBi)	1.52	3.92	1.71	0.94	2.44	1.07	1.99	2.7	2.31	3.3
Average Gain (dB)	-3.45	-2.95	-3.02	-5.91	-4.58	-5.26	-4.19	-4.3	-4.24	-3.35



Ordering Codes:

ADA-10-WXYZ

W = 0 (Nothing)

W = 1 (GPS)

W = 2 (GPS/GNSS)

X = 0 (Nothing)

X = 1 (4G/LTE)

X = 2 (4G/LTE x 2)

Y = 0 (Nothing)

Y = 1 (WIFI 2.4/5-5.8)

Y = 2 (WIFI 2.4/5-5.8 x 2)

Z = 0 (NOTHING)

Z = 1 (450)

Z = 2 (TETRA)

**Example: ADA-10-2112 means GPS/GNSS + 4G/LTE +
WIFI 2.4/5-5.8 + TETRA**

Maximum 5 different cables is possible

With TETRA only 4 different cables is possible

**In addition you must specify cable lengths, types and
connectors.**

Any need for help please contact Adactus

Disclaimer

Information furnished is believed to be accurate and reliable. However, Adactus assumes no responsibility for the consequences of use of such information nor for any infringement of patents or other rights of third parties which may result from its use. Adactus reserves the right to make changes without further notice to any product herein to improve reliability, function or design. Adactus does not assume any liability arising out of the application or use of any product described herein.

This publication supersedes and replaces all information previously supplied. Adactus products are not authorised as critical components in life support devices or systems.